



# **TECHNICAL MANUAL**

**REVISED January 2022**

## TABLE OF CONTENTS

<b>TITLE</b>	<b>PAGE</b>
GENERAL INFORMATION.....	2
CARPENTRY.....	4
LINESET SCHEDULE AND SOFT GOODS.....	5
CATWALK.....	5
POWER AND LIGHTING.....	6
SOUND.....	8
PROPS .....	10
WARDROBE.....	11
PRODUCTION.....	11
DIRECTIONS AND MAPS .....	12-13
MAP OF BUILDING .....	14
SEATING CHART.....	15
SECTIONAL VIEW OF THEATRE HOUSE .....	16
FLOOR PLAN WITH LIGHTING POSITIONS .....	17-18

## GENERAL INFORMATION

### ADDRESS:

Glema Mahr Center for the Arts  
2000 College Drive  
Madisonville, KY 42431

Box Office: (270)821-2787      Fax: (270) 824-1868

### STAFF:

Director: Brad Downall      Office: (270) 824-8651  
Advance & Public Relations      Cell: (270) 584-4306  
Contracts      [bradley.downall@kctcs.edu](mailto:bradley.downall@kctcs.edu)

Assistant Director: Toby Roberts      Office: (270) 824-8652  
Box Office, Accessibility Services      Cell: (502) 593-7233  
House Management      [toby.roberts@kctcs.edu](mailto:toby.roberts@kctcs.edu)

Technical Director: Mason Smith      Office: (270) 824-8653  
Cell: (270) 776-2295  
[mason.smith@kctcs.edu](mailto:mason.smith@kctcs.edu)

Business Services: Carole Baughn      (270) 824-8654  
[carole.baughn@kctcs.edu](mailto:carole.baughn@kctcs.edu)

### EMERGENCY NUMBERS:

Fire, Police or Ambulance: 911

Hospital: Baptist Health-Madisonville - 270/825-5100

Physicians: Baptist Health Clinic - 270/825-7200      CARE CENTER – 270-825-7268 open on weekends

Multicare Specialists, PSC – 270-821-4444 open weekends

Owensboro Health Medical Group – 270-399-7900

**TIME ZONE:** Central Standard: November - March, Central Daylight Savings: March - November.

### AIRPORTS

Evansville, Indiana (EVV) - One hour from Madisonville

Nashville, Tennessee (BNA) - Two hours from Madisonville

**TAXI SERVICE: (local only)**

Blue Dot Cab Company

270-245-1234

Green Light Taxi Cab – 270/825-0064

Glema Mahr Center staff will provide local transportation to and from motel if needed.

Please inform staff in advance if this service is needed.

**AREA MOTELS:**

**Comfort Inn & Suites**

545 Powell Drive  
Madisonville, KY 42431  
270/825-3535

**Hampton Inn & Suites**

201 Ruby Drive  
Madisonville, KY 42431  
270/825-2226

**Baymont Inn & Suites**

1891 Lantaff Blvd.  
Madisonville, KY 42431  
270/821-2121

**Days Inn**

1900 Lantaff Blvd  
Madisonville, KY 42431  
270/821-8620

**Holiday Inn Express & Suites**

234 Midtown Blvd.  
Madisonville KY 42431  
270-452-2377

**AREA RESTAURANTS:**

Within five minutes of the Glema Mahr Center are:

Fast Food: Silver Star Burgers, McDonald's, Subway, Arby's, Burger King, Pizza Hut, Sonic, Taco John's, Captain D's, Huddle House

Fast Food within 10 – 15 minutes away are: Wendy's, Rally's, Taco Bell, Dairy Queen, KFC, Long John Silvers

Pizza Delivery:	Domino's Pizza	825-1010
	Papa John's	825-0707
	Pizza Hut	825-3636

**OTHER AREA RESTAURANTS**

Brother's – BBQ - 270-821-1222  
 Dos Copas Mexican – 270-821-6969  
 Country Cupboard – Southern Buffet 270-821-6652  
 Denny's Restaurant 270-821-0190  
 El Bracero – Mexican – 270-821-5221  
 Hobo Mickey's – Pizza/Spaghetti 270-821-1992  
 Big City Market & Coffee – 270-825-0077

Applebee's Neighborhood Grill and Bar 270-825-8866  
 Oasis Southwest Grill (near Comfort Inn) 270-824-9339  
 Subway – 270-821-7827  
 Cracker Barrel –270-821-5444  
 Green's Steakhouse -270-452-2240  
 The Crowded House (Downtown) - 270-825-1178  
 Mt. Fugi – Sushi -270-821-2388  
 Mr. Wok – Chinese Carry-out – 270-821-9996

Kroger Supermarket (5 minutes) Walmart (10 minutes)

**CATERING:** Catering & Creations - 270-836-5563

**LAUNDRY & DRY CLEANING**

Nu-Look Cleaners 859 Hanson St. 270-821-2229  
 The Glema Mahr Center for the Arts has a washer and dryer available for wardrobe use.

## CARPENTRY

All technical information needs to reach the Glema Mahr Center for the Arts Technical Director NO LATER than 14 days before event.

### LOADING DOCK:

The loading dock is on the east side of the building. Company's truck may be parked at the dock for the duration of the company's stay.

Loading Dock Height: 3'-4"

Distance from loading dock to stage right is a 43' straight shot through 3 doors. Dimensions of the smallest door are: width: 7'-2" height: 9'-6"

Center has a 16' Ramp 28 ¾" wide aluminum ramp

HALL SEATING CAPACITY: **929**

NOTE: **THIS IS NOT A FLY HOUSE**

### STAGE DIMENSIONS:

See drawing in appendix

Proscenium width: 59'-0" max. 40'-0" min.

Proscenium height: 23'-10"

Proscenium to back of house 90'

Front of apron to plaster line: 6'-0"

Plaster line to curtain line: 1'-0"

Plaster line to back wall: 37'-2"

Center line to S.R. wall: 39'-4"

Center line to S.L. wall: 42'-0"

**Note:** Orchestra shell is stored USL in 6'-0" X 10'-0" space

### ORCHESTRA PIT:

Width 41'-10"

Length 7'-11" at center, shallow curve to 0'-0" at ends

The orchestra pit cover is a scaffolding type designed by STAGE RIGHT. It has three positions: stage height, auditorium height, (3'-0" below stage level), and pit level, (7'-0" below stage level). Pit cover will be at stage level unless arrangements are made in advance.

### STAGE FLOOR:

Tongue-in-groove fir floor, with sleepers on top of concrete. Painted matte black, no traps. Gaffer's tape is allowed.

### GENERAL EQUIPMENT:

1 - Genie AWP-30/AC Personnel Lift	1 - Genie Fiberglass scaffolding
2 - 6' Fiberglass ladders	1 - 12' Fiberglass ladder
1 - 8' Fiberglass ladder	1 - 12' Aluminum ladder
1 - 10' Fiberglass ladder	

### SCENE SHOP:

There is a fully equipped woodworking scene shop located directly behind the stage. We do not have a welder or pneumatic tools. Any use of the shop for repair of company equipment must be under the supervision of Technical Director.

## LINESET SCHEDULE

LS#	DIST. FROM PLASTER LINE	DESCRIPTION	NOTES	WIDTH X HEIGHT
1	0'-3"	<b>Fire Curtain</b>		
2	1'-0"	<b>Main Curtain</b>	PULL IS S.R.	60'-0" x 30'-0"
3	2'-3"	<b>1st Catwalk D.S.</b>	<b>Electric</b>	
4	2'-8"	<b>Legs</b>	On Traveler Track	17'-0" x 25'-4"
5	5'-0"	<b>Border</b>	On Traveler Track	2 at 30'-0" x 3'-0"
6	5'-3"	<b>1st Catwalk U.S.</b>	<b>Electric</b>	
7	11'-3"	<b>2nd Catwalk D.S.</b>	<b>Electric</b>	
8	11'-8"	<b>Legs</b>	On Traveler Track	4 at 17'-0" x 25'-4"
9	14'-0"	Spare Traveler Track		
10	14'-3"	<b>2nd Catwalk U.S.</b>	<b>Electric</b>	
	14'-3"	<b>Border</b>	MOVABLE	60'-0" x 6'-0"
11	16'-3"	<b>Projection Screen</b>	ROLL TYPE	32'-0" x 20'-0"
12	20'-3"	<b>3rd Catwalk D.S.</b>	<b>Electric</b>	
13	20'-8"	<b>Legs</b>	On Traveler Track	2 at 17'-0" x 25'-4"
14	23'-0"	Spare Traveler Track		
15	23'-3"	<b>3rd Catwalk U.S.</b>	<b>Electric</b>	
	23'-3"	<b>Border</b>	MOVABLE	60'-0" x 6'-0"
16	29'-3"	<b>4th Catwalk D.S.</b>	<b>Electric</b>	
17	29'-8"	<b>Legs</b>	On Traveler Track	4 at 17'-0" x 25'-4"
18	30'-2"	<b>Black Scrim</b>	On Traveler Track	66'-0" x 25'-4"
21	32'-3"	<b>4th Catwalk U.S.</b>	<b>Electric</b>	
22	35'-0"	<b>White Cyclorama</b>	On Traveler Track	66'-0" x 28'-0"
23	37'-2"	Back wall		

The onstage tabs are 34'-0" offstage from center line and are perpendicular to the catwalks

S.R. U.S.-DS Tabs	3 ea. @	25'-4" X 8'-0"
	1 ea. @	25'-4" X 12'-0"
S.L. U.S.-DS Tabs	3 ea. @	25'-4" X 8'-0"
	1 ea. @	25'-4" X 12'-0"

### SOFT GOODS:

Main Curtain is Red velour, split traveler, dead hung, manual operation S.R.

All legs and borders are black velour and have no fullness

Borders are dead hung. Trim ranges from 21'-4" to 24'-0" above stage level.

All legs and 1st border are dead hung on traveler tracks. The 2nd and 3rd border are moveable.

Scrim and cyc are dead hung on traveler track.

Projection screen is manually operated roll up type, dead hung.

With prior approval, company back drop can be dead hung from stage cat walk, time permitting. No other scenery can be hung from stage catwalk without approval of the Technical Director, due to weight restrictions.

### STAGE CATWALKS:

Our theatre has a catwalk system above the stage for hanging instruments.

Distance from the stage floor to the catwalk floor is 26'-2." Safe clearance: 24'-0"

Pipe height for hanging instruments ranges from 28'-6" to 30'-0".

Catwalks run 60'-0" stage left to right with an upstage-downstage access at both ends.

**RIGGING POINTS:**

(All Points listed on Pg. 20)

12 Points in total.

3 between Catwalk one and two- CS, and then 22ft off Center each direction

3 between Catwalk two and three- CS, and then 22ft off Center each direction

3 between Catwalk three and four- CS, and then 22ft off Center each direction

3 upstage of Catwalk four- CS, and then 22ft off Center each direction

**POWER:**

1-120/208V 3 phase 4-wire 400 amp service for facility dimmers and/or company dimmers.

1-120/208V 3 phase 4-wire 200 amp service for facility dimmers.

1-120/208V 3 phase 4-wire 80 amp service for facility dimmers.

1-120/208V 3 phase 4-wire 200 amp service for road sound located Up Stage Right with Camlock connectors tails out. No tails are necessary

1-125V 2 phase 3-wire 20 amp twist-lock receptacle in light booth.

1-125V 2 phase 3-wire 20 amp twist-lock in H.R. and H.L. Box Boom 1

Electrician can be available to hook up power with prior notice.

**LIGHTING**

**FOLLOW SPOTS:**

2 - Strong Super Trouper 2000 watt, xenon lamp 6" circular gel frames. Spotlights are located on platform at center of F.O.H -2 and are not moveable

**DIMMERS:**

144 - 1.8 KW ETC Sensor Dimmers

12 - 2.4 KW ETC Constant Power Modules

**CIRCUITS:**

There are 192 - 20A stage pin circuits permanently wired in appropriate locations. All circuits are breaker protected and come out of the patch panel backstage right as 20A stage pin males. Easy access for transfer to tour dimmers.

**CIRCUITING CHART:**

All numbers run house right to left, stage left to right, and top to bottom at box boom position.

F.O.H.-1 1-30 F.O.H.-2 31-54 Balcony Rail 55-66 Lighting Booth 67-68

H.R. Box Boom 1 69-74, H.L. Box Boom 1 75-80

H.R. Box Boom 2 81-86, H.L. Box Boom 2 87-92 (not used due to bad design)

S.L. Orchestra Pit 93-94, S.R. Orchestra Pit 95-96

1st Stage Catwalk D.S. 99/100, 103/104, 107/108, 111/112, 115/116, 119/120  
U.S. 97/98, 101/102, 105/106, 109/110, 113/114, 117/118

2nd Stage Catwalk D.S. 123/124, 127/128, 131/132, 135/136, 139/140,143/144  
U.S. 121/122, 125/126, 129/130, 133/134, 137/138, 141/142

3rd Stage Catwalk D.S. 147/148, 151/152, 155/156, 159/160, 163/164, 167/168  
U.S. 145/146, 149/150, 153/154, 157/158, 161/162, 165/166

4th Stage Catwalk D.S. 171/172, 175/176, 179/180, 183/184, 187/188, 191/192  
U.S. 169/170, 173/174, 177/178, 181/182, 185/186, 189/190

**FRONT OF HOUSE POSITIONS:**

F.O.H.-1 42'-0" from proscenium with 70'-0" at 30E angle throw to midstage.

Good for U.S. areas and patterns (S4 19E, 26E & 6x12's)

F.O.H.-2 68'-0" from proscenium with 80'-0" at 30E angle throw to downstage.

Best position for overall coverage (S4 - 10E& 8x13's) Spotlight platform located at center.  
 Balcony Rail 82'-0" from proscenium with 10E angle.  
 Box Boom H.L. & H.R. 50'-0" to center line at plaster line at a 38E angle horizontally,  
 vertical angle varies from a 20E– 30E angle.

**LIGHT CATWALKS:**

Instruments are hung on the rails and on upstage-downstage pipes that connect the catwalks. These pipes are spaced every 6'-0" from center.

**Note: 1st Catwalk D.S cannot be used if main curtain has to travel.**

**LIGHTING INVENTORY:**

Quantity	Type	Brand	Frame	Lamps	Notes
12	10E ERS	ETC Source 4	12"	HPL575	<b>These are the best quality optics and should be first choice for GOBOs and specials</b>
11	19E ERS	ETC Source 4	6.25"	HPL575	
18	26E ERS	ETC Source 4	6.25"	HPL575	
18	36E ERS	ETC Source 4	6.25"	HPL575	
11	8x13(12E) ERS	Strand	10"	FEL 1000W	<b>Poor Optical Quality. Best suited as wash fixtures.</b>
12	6x12(14E) ERS	Strand 360Q	7.5"	EHD 500W	
14	6x9(37E) ERS	Altman 360Q	7.5"	EHD 500W	
7	15E–35E Zoom	Colortran	7.5"	FLK 575	<b>Stay in Box Booms</b>
20	8" Fresnels	Strand	10"	BVT 1000W	
6	6" Fresnels	Altman	6"	BTL 500W	
48	PAR EA	ETC Source 4	7.5"	HPL575	WFL, MFL, NSP, VNSP
24	PAR 64	Altman	10"	1KW WFL	Have 12 - 1K NSP
6	3 Cell Coda Cyc	Strand		FDN 500W	Pipe or Floor Mount
2	Super Trooper II	Strong	6"	2000 W Xenon	FOH2, <b>Not moveable</b>
8	14" Scoop	Altman	16"	500W	2 in wings for show lighting
15	MAC Aura XB	Martin		LED	Overhead Wash/ Work Lights
12	MAC Quantum Profile	Martin		LED	4 DS 2 Catwalk 4 DS 4 Catwalk 4 FOH
8	COLORado 144	Chauvet		LED	CYC Wash
5	50E Lens Tube	ETC Source 4	7.5"		

**HARDWARE:**

- 12 - 8 way barn doors for 8" fressnel. Do not fit Altman Par 64
- 8 - Lighting bases - 100 lbs
- 12 - rota pipe clamp
- 1 1/2" I.D. pipe - 12 @ 10'-6"      1 1/2" I.D. pipe - 16 @ 4'-0"
- 40 - "B" size pattern holders
- 22 - "A" size pattern holders
- 30 - Donuts of Source 4      2 - Iris for Source 4
- 5 - 150 lbs bricks (9" x 24" x 2")      Also have about 1000 lbs in sandbags.

**CONTROL:** ETC ION XE20 Lighting Console 2K with Motorized Fader wing 20.  
 Martin M1 Lighting controller.



**DMX: 3 DMX universes to the stage. 1 to FOH.** All dimmers are controlled via DMX. All DMX access is available in the light booth and U.S.R. on stage. The stage access point has DMX in and DMX through.

**HOUSELIGHTS:** Dimmable, controlled from booth or backstage right. Note: 4 panic panels are located SR, house right and left, at main floor level, and balcony.

**CABLE:**

75', 3 circuit snake for floor cyc lights. 12-20A stage pin twofers.  
50' 3 Circuit snake for floor cyc lights with Edison female ports as well  
2,000 Ft. of cable of various lengths 16 Stage pin to Edison plug adaptors  
6-5 circuit cable drops for dance side lighting (3 SL, 3 SR)

**Special Note For Dance Lighting**

3 lighting booms per side is all that is practical for this venue because of the fixed positions for soft goods.

## SOUND

**PRODUCTION COMMUNICATION:**

Two channel Telex system with 10 telex single muff headsets. Headsets stations are located SR, SL, follow spots, orchestra pit, sound booth, light booth, center house position, and house mix position.

**Mix Pit Location:**

The mix pit is located at the back of the main floor seating and is 16'Wx 8'D. It is 85' from proscenium to back of house. House does not have an EZ-Tilt, and the mix pit has limited space. EZ tilt is best substituted with road cases.

**FOH Sound System:**

The speaker system is configured for L/R stereo with optional front fill speakers to be placed on stage lip. The installed speaker system is capable of producing an even coverage of 110dB throughout the house. FOH mixing console is a VCA board that is capable of running mains + monitors. The sound system is well equipped to run 6 monitor mixes without modification, but additional in-house gear can be added to operate 4 more monitor mixes if necessary.

Additionally, the installed sound system can be modified through speaker processing and additional speakers and amplifiers to fit a large variety of configurations per show. Please address any configuration changes with Technical Director in advance.

**Speakers**

Left / Right clusters (per side)

- 5 Adamson Spektrix Line array + 3 Spektrix Wave (downfill)
- 2 Spektrix Subs

Front Fills: 4- Spektrix Line array

-2 (1 per side) Spektrix Subs at floor level

Amplifiers: 2 Lab Gruppen PLM 10000Q (w/integrated Dolby-Lake processing) 120w power, Zones 1  
2 Lab Gruppen PLM 10000Q (w/integrated Dolby-Lake processing) 220w power, Zones 2  
1 Lab Gruppen FP+ 6000Q Series (Front Fill Amp)

## **MIXING CONSOLE**

Soundcraft Vi2000 64 Channel Mixing Console

### **FOH Processing**

1 QSC Q-sys core 110f processor (Located at Amp Rack)

1 QSC Q-sys Core touch screen processor (Located at FOH)

Lobby and Backstage amps are fed from Left and Right Sends Controlled at FOH position

Left, Right, FF, and Subs are Analog sends

**Monitor System:** Monitors can be operated from FOH via main console or from SR snake split

Monitor Speakers: 6 Adamson M15 Trapezoidal boxes suitable for wedge, or side fill operation

4 EV Electro-Voice ZX1-90 Speakers suitable for low level monitor positions

Amplifiers

Lab Gruppen FP 7000- 2 Channel (Monitor Amp)

Lab Gruppen C Series Amplifire- 4 Channel (Monitor Amp)

1 Crown Power Tech 2- 2 Channel (Monitor Amp)

There are some additional amplifiers available if more monitor channels are required

### **PLAYBACK:**

1 - Denon DNT620 CD & cassette deck combo (FOH Position)

1 Dell Windows PC (FOH Position)

1 Tascam SS-CDR200 Series Record/ Playback (FOH Position)

### **PORTABLE SYSTEM**

Adamson M15 Loudspeakers

2- Kustom 45-20khz Speakers

1 -Denon DNT620 CD & cassette deck combo

2 - Furman dual 15 band equalizer (L/R + 2 monitor)

DBX driverack 260

1- Lab Gruppen FP+6000

1 – QSC 2450 Amplifiers (Main L/R + 2 Monitor)

1 - QSC 1850HD Amplifiers (Subs or 2 Monitor)

### **MICROPHONE WIRING:**

1- Soundcraft Concert Stage box (Can run SL or SR to FOH position)

64 XLR sends

32 Aux Line outs

FOH Snake

- 40 XLR sends w/iso switches

- SR Split w/20' fanout for monitor consoles

- 3 12 channel stage snakes

30' XLR 8 Ch audio snake

75' XLR 24 x 4 audio snake

100' XLR 20 x 4 audio snake w/ rolling reel

24 mic XLR jacks (stage floor level)

6 mic. XLR jacks (stage catwalk)

## **MICROPHONES:**

- 3 - Audio Technica PRO45 - choir mics – Cardioid condenser
- 2 - Shure Beta 58A
- 7 - Shure SM 58
- 1 – Shure Beta 87A
- 8 - Shure SM 57
- 1 – Shure Beta 52A
- 2 - Shure MX393 Boundary mic (PZM)
- 2 - Shure KSM32 Condenser mics
- 1 – Shure KSM 137 Condenser mic
- 2 – Violet Finger Black w/ reflection rings
- 4 – Sennheiser MD-421/instrument
- 4 – Sennheiser K6 series shotgun mics w/ preamp unit & universal shock mount
- 1 – Sennheiser E835 mic
- 2 – AKG C414B/XL2/ matched stereo
- 1 - Audio Technica Gooseneck podium mic.
- 1 - AKG D9000 Acoustic
- 1 - Audix D6 Condenser
- 24 - QLXD14/93 Shure Lavalier Wireless Mic System 470–937.5 MHz  
With 6- compatible SM58 handheld transmitters
- 12 - Shure ULX/S UHF wireless lavalier mic (WL185 mic)  
Freq. 554-590 MHz
- 1 - Shure L3 VHF wireless lavalier mic (WL183 mic) Freq. 180.200, 180.400, & 196.600 MHz
- 1 Countryman E6 Earsets
- 11 Countryman B3 lapel mics
- 2 – Shure Handheld Transmitters w/ 2 sm58, 2 Beta 87, 2 Beta 58
- 8 - Tripod mic stands w/boom
- 8 - Round base mic stands w/boom
- 6 - Table top stands
- 2 – Radial Eng Pro D-2
- 3 – Radial Eng. Pro D-I
- 1 – Signal Flex SF-NDR20 D-I
- 2 – DB-100 D-I

**HEARING IMPAIRED SYSTEM:** Our theatre is equipped with a Sound Mate ST-300 Telex System with 10 body packs for hearing impaired patrons, and a hearing aid loop on the orchestra level.

**PAGING SYSTEM:** There is booth-to-lobby paging for announcements. There are monitors in dressing rooms, SR hallway, and scene shop (Dressing room and green room are within 25' of stage).

## **PROPS**

### **MUSIC:**

- 200- Blue Jericho Pew chairs- stompmed bronze frame
- 98 - Wenger straight back music chairs - black w/chrome frame
- 30- Blue Jericho Pew Chairs with arms- stompmed bronze frame
- 54 – Wenger & Manhasset music stands
- 22 - Music stand lights (Conventional Bulbs)
- 16- Music Stand lights (LED Bulbs, Battery Powered 3 AAA per)

- 1 - Baldwin 9' concert grand piano
- 1 - Kurzweil Mark 12i Keyboard
- 1 - Studio Weber Piano
- 1 - Weber Baby Grand piano
- 12 - Stools (5 all black padded seat, 5 natural wood)
- 1 - Conductor platform 3' x 4' x 6"

**ORCHESTRA SHELL:**

14 Maple Coated Sonata Orchestra Shells- 16ft tall (Folds down to 9ft for storage)

**PLATFORM RISERS:**

- (6) 4' x 8' x 8"      (3) 1'-6" x 8' x 8"      (2) 1'-6" x 4' x 8"      (2) 4' x 4' x 8" triangle
- (4) 4' x 8' x 16"      (1) 1'-6" x 7' x 8"      (2) 1'-6" x 4' x 16"      (2) 1'-6" x 5' x 8" angle piece
- (6) 4' x 8' x 24"      (2) 1'-6" x 7' x 16"      (2) 1'-6" x 4' x 24"

Following platforms are available and could be legged if necessary

- (19) 4' x 8'      (4) 4' x 4'      (4) 2' x 8'      (2) 4' x 10'
- (1) 8' x 12' x 10" and (2) 6' x 8' x 10"

Various step units

**PERFORMANCE RISERS:**

- (12) 4X8 locking platforms with rubber gripped top
- (12) Attachable chair back stops for platforms
- (72) 24" legs      (72) 16" legs      (72) 8" legs
- (2) 16ft 24" Velcro skirts      (2) 16ft 16" Velcro Skirts      (2) 16ft 8" Velcro Skirts

**TABLES:**

- 30 - 2'x5' folding table
- 4 - 1'-6"x6' folding tables
- 4- 1'-6"x8' fold tables
- 24 - 2' diameter tables
- 3 - 3' diameter tables
- 3 - 6' diameter tables
- 5 - 5' diameter tables
- 12 - 4' diameter tables
- 14- 4' diameter pedestal tables (would have to install pedestals for use)

**SPECIAL EFFECTS EQUIPMENT:**

- Rosco V-Hazer with DMX control
- 1 - 12" mirrored ball
- 3 AE09 Mega Mortar Confetti cannons

**PYROTECHNICS:** Any use of pyrotechnics must be approved by the Technical Director and in accordance with local and state regulations.

## **VIDEO PROJECTION EQUIPMENT:**

- 1 – Maxell MP- WU9101B 10,000 Lumen projector (hang point is under Electric 1 currently)  
Can be taken down for other purposes if needed
- 1 - 0.8 lens
- 1- 3.5 lens
- 1- 150” x 240” front or rear facing projection screen (Frame supported- must be set up ahead of time)
- 2 – Christie XL40 projectors

## **WARDROBE**

### **DRESSING ROOMS:**

2- Each has makeup stations for up to 12 (Individually Circuited). Each room has a toilet, shower, sinks and clothes rack. Located within 25' of stage; stage right across the hall.

### **WARDROBE AREA:**

There is no wardrobe room, but the large hallway outside the dressing rooms is often used for that purpose.

- 1 - Iron      1 - Ironing board      1 – Steamer      2 -Janome sewing machines
- 1 - Washer and dryer available for show laundry only
- 4 - Rolling racks (this includes the two in the dressing rooms).

### **QUICK CHANGE BOOTH:**

Given advance notice, quick change booths can be assembled out of stock flats.

**CROSSOVER:** There is a crossover located directly behind the stage through the scene shop.

## **PRODUCTION**

**PRODUCTION ROOM:** There is no room devoted to a production room. Often the Green room is used as the production room. There is a small office just off the stage, USL.

**GREEN ROOM:** Green room is stage right, past dressing rooms and available for cast and crew.

The phone number for the green room is (270) 824-1676 Dial 9 to call out

Note: Control for green room monitor is in men's dressing room.

**KITCHEN:** Kitchen is located near stage and dressing rooms. Hospitality drinks and snacks available for cast and crew. Kitchen equipped with microwave and refrigerator. No conventional stove.

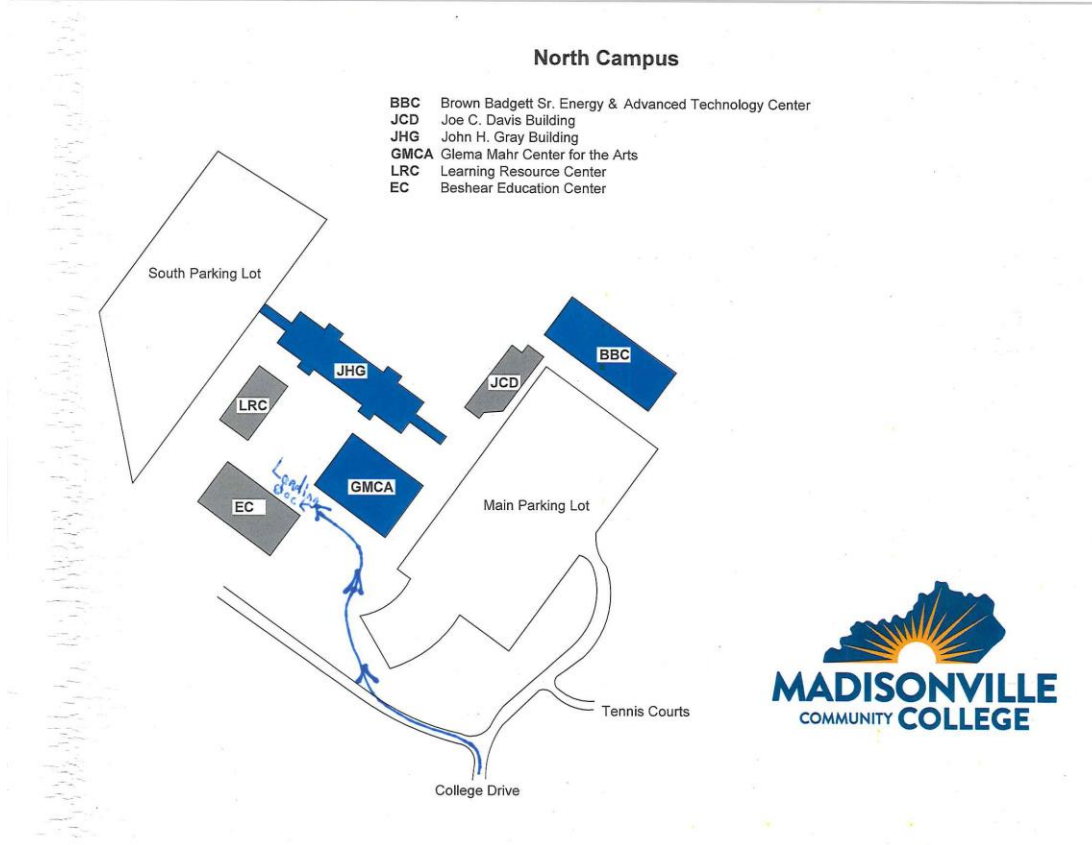
**REHEARSAL ROOMS:** Although there are no rehearsal rooms in the Glema Mahr Center for the Arts, classroom space in an adjacent college building may be available with advanced notice.

**CREWS:** The local crew for load-in is hardworking, competent, non-union personnel. Be assured that every effort will be made to guarantee a smooth running production. If there is any problem with the local crew please inform the technical director immediately.

**HANDICAP ACCESS:** The backstage area is all one level and is handicap accessible.

**POLICIES:** The Glema Mahr Center for the Arts is a non-smoking facility. The Glema Mahr Center for the Arts is a facility of Madisonville Community College, Kentucky Community and Technical College System. There is no alcohol allowed on campus.

# Maps



## TRAVEL DIRECTIONS:

### **If you are coming from the north:**

From Evansville, take US 41 South through Henderson, KY; 41 becomes I69. Take first Madisonville #116. Turn right off the exit ramp heading west (Route 41-A). Once on 41-A, proceed west, to the third stoplight (intersection of Arby's & McDonald's) go right, proceed north on Main St. (also called HWY41), go left at stoplight onto College Drive; continue on College Drive to campus. Glema Mahr Center for the Arts is the building on your left with the big "Glema Mahr Center for the Arts" sign on it.

### **If you are coming from the south:**

From Nashville: I-24 West to Clarksville/Hopkinsville exit, Pennyriple Parkway then I69 to exit #116, Madisonville US 41-A. Take a left at the top of the ramp at the light heading west. Once on 41-A, proceed west, to the third stoplight (intersection of Arby's & McDonald's) go right, proceed north on Main St. (also called 41), go left at stoplight onto College Drive; continue on College Drive to campus. Glema Mahr Center for the Arts is the building on your left with the big "Glema Mahr Center for the Arts" sign on it.

### **If you are coming from the east or west:**

Take Western Kentucky Parkway (changes to I69 to Pennyriple Parkway) northbound. Proceed on the I69 to exit #116, Madisonville, US 41-A. Take a left at the light heading west. Once on 41-A, proceed west, to the third stoplight (intersection of Arby's & McDonald's) go right, proceed north on Main St. (also called 41), go left at stoplight onto College Drive; continue on College Drive to campus. Glema Mahr Center for the Arts is the building on your left with the big "Glema Mahr Center for the Arts" sign on it.

**Comfort Inn, Baymont Inn & Days Inn:**

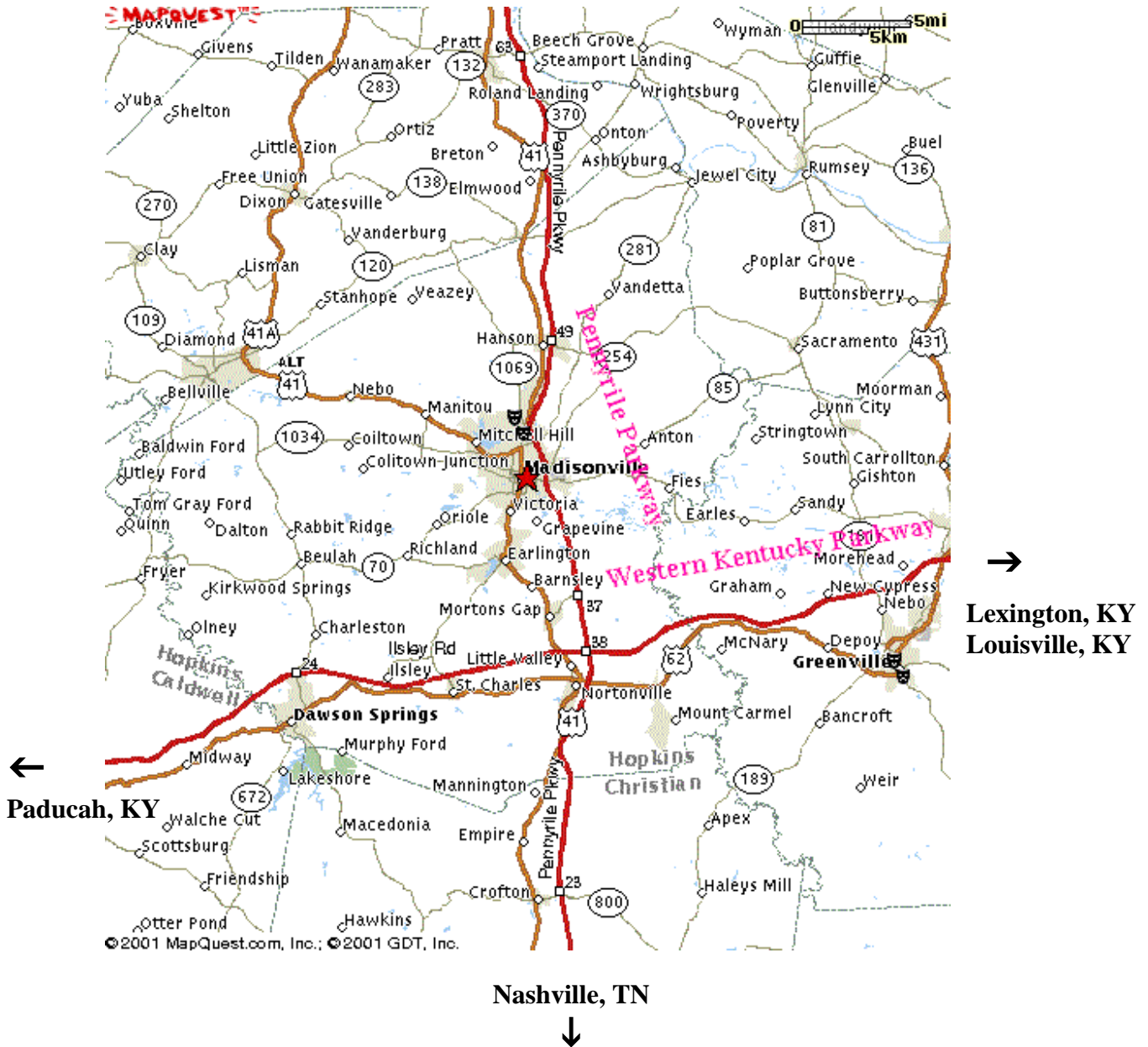
When you exit I69 at Exit #116, head west. Take a right at Lantaff Blvd (the first light at the Ford Dealership and Huck's gas station). Days Inn will be on your right and Comfort Inn and Baymont Inn will be on your left about 1/2 block.

**Hampton Inn**

Exit 114 off Interstate 69 – Go west off the exit and proceed to Ruby Drive near Denny's Restaurant. Turn right to Hampton Inn.

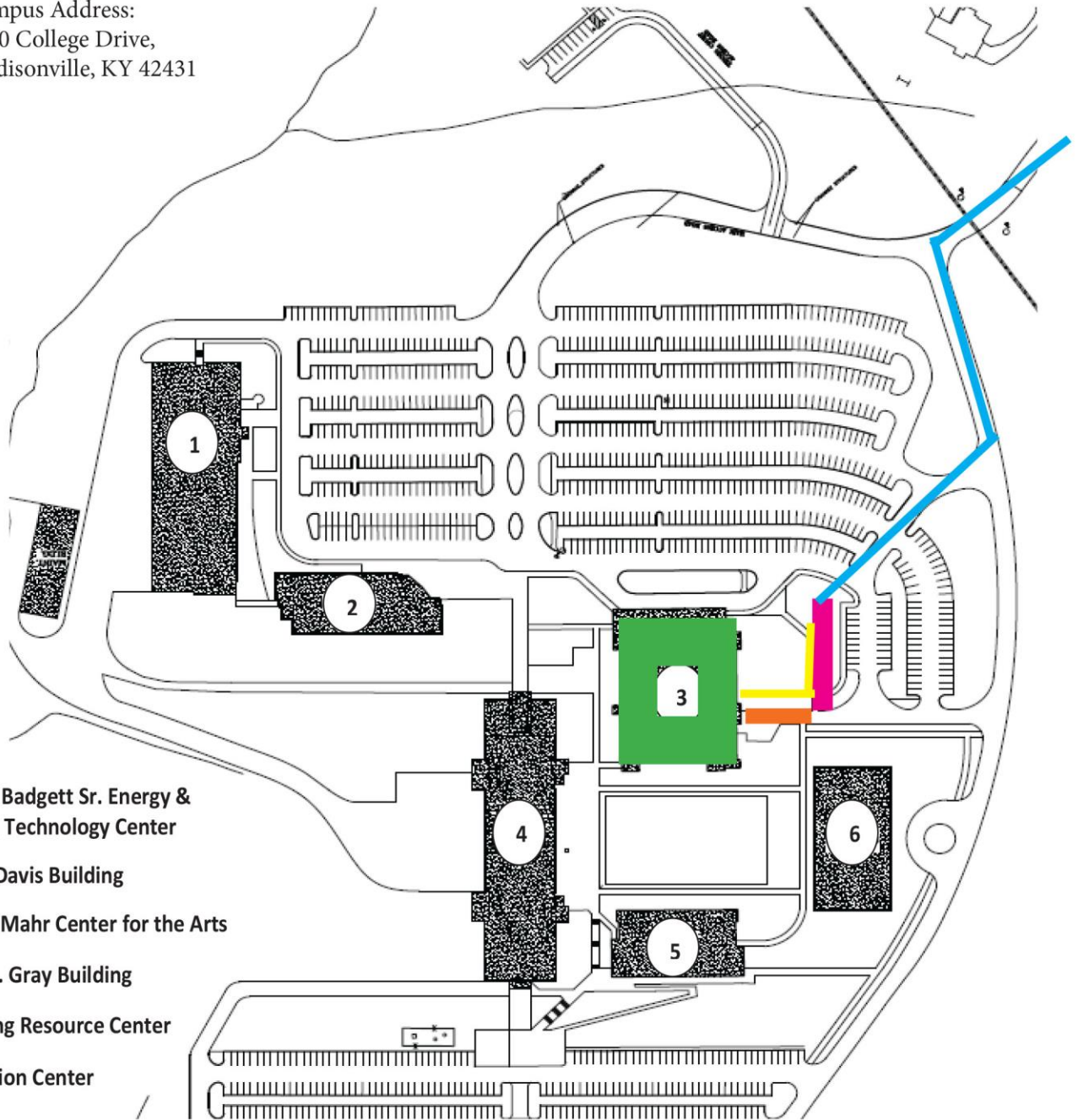


**Evansville, IN**








# MCC North Campus

Campus Address:  
2000 College Drive,  
Madisonville, KY 42431

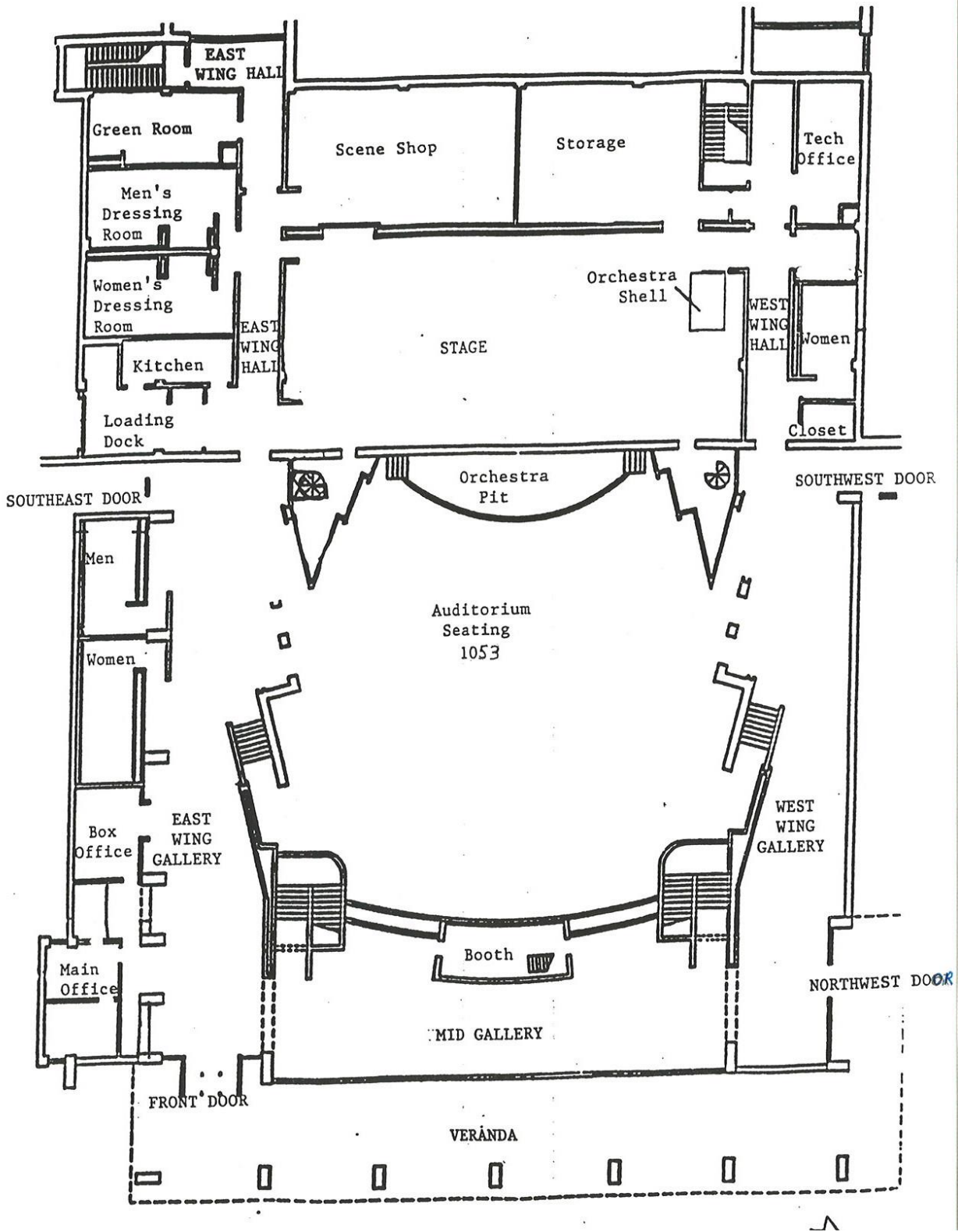


1. Brown Badgett Sr. Energy & Advanced Technology Center
2. Joe C. Davis Building
3. Glema Mahr Center for the Arts
4. John H. Gray Building
5. Learning Resource Center
6. Education Center

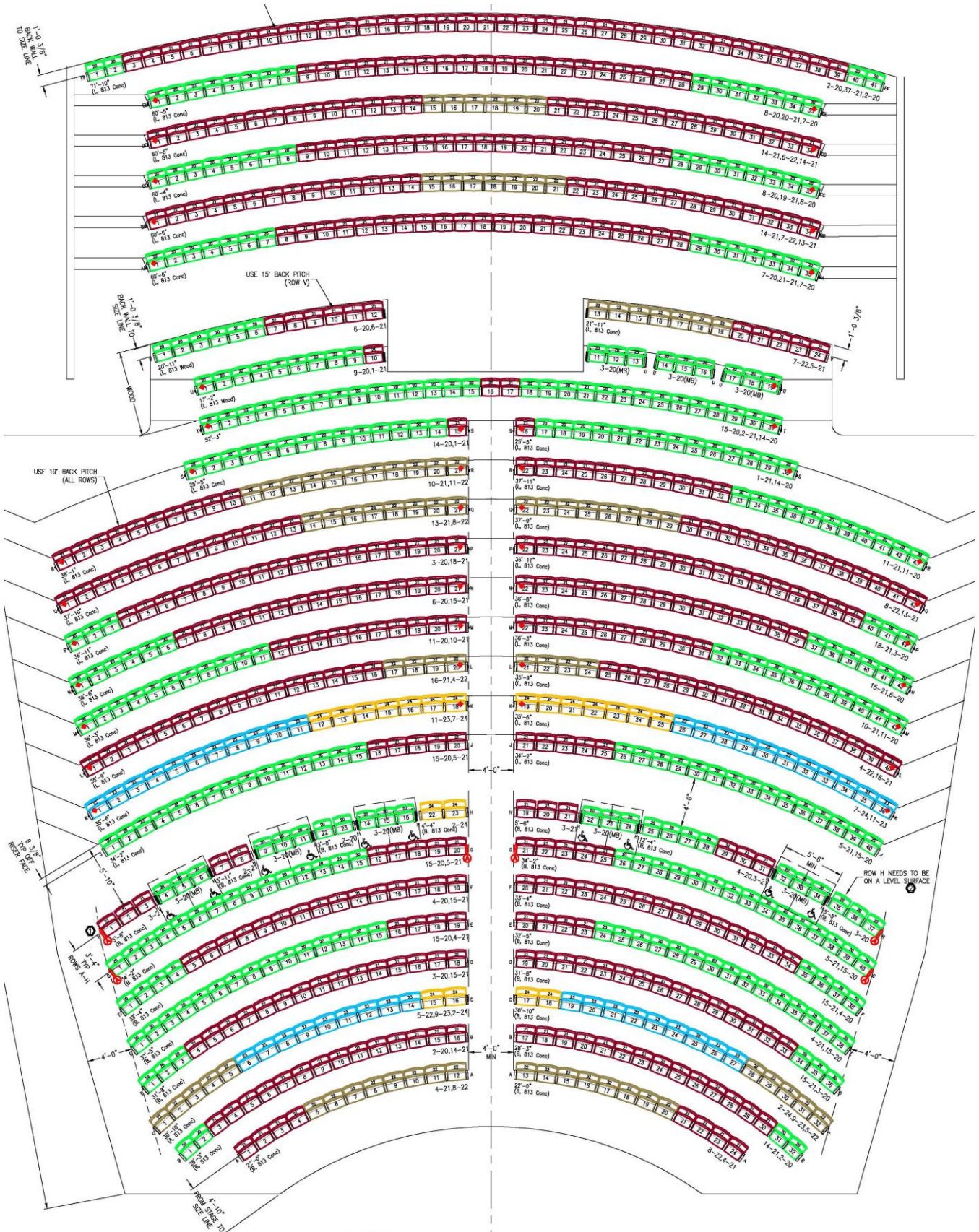
-  Route for bus and truck
-  Bus Parking
-  Truck Load-in and Parking
-  the Glema
-  Cast entrance



GLEMA MAHR CENTER FOR THE ARTS  
Building Map





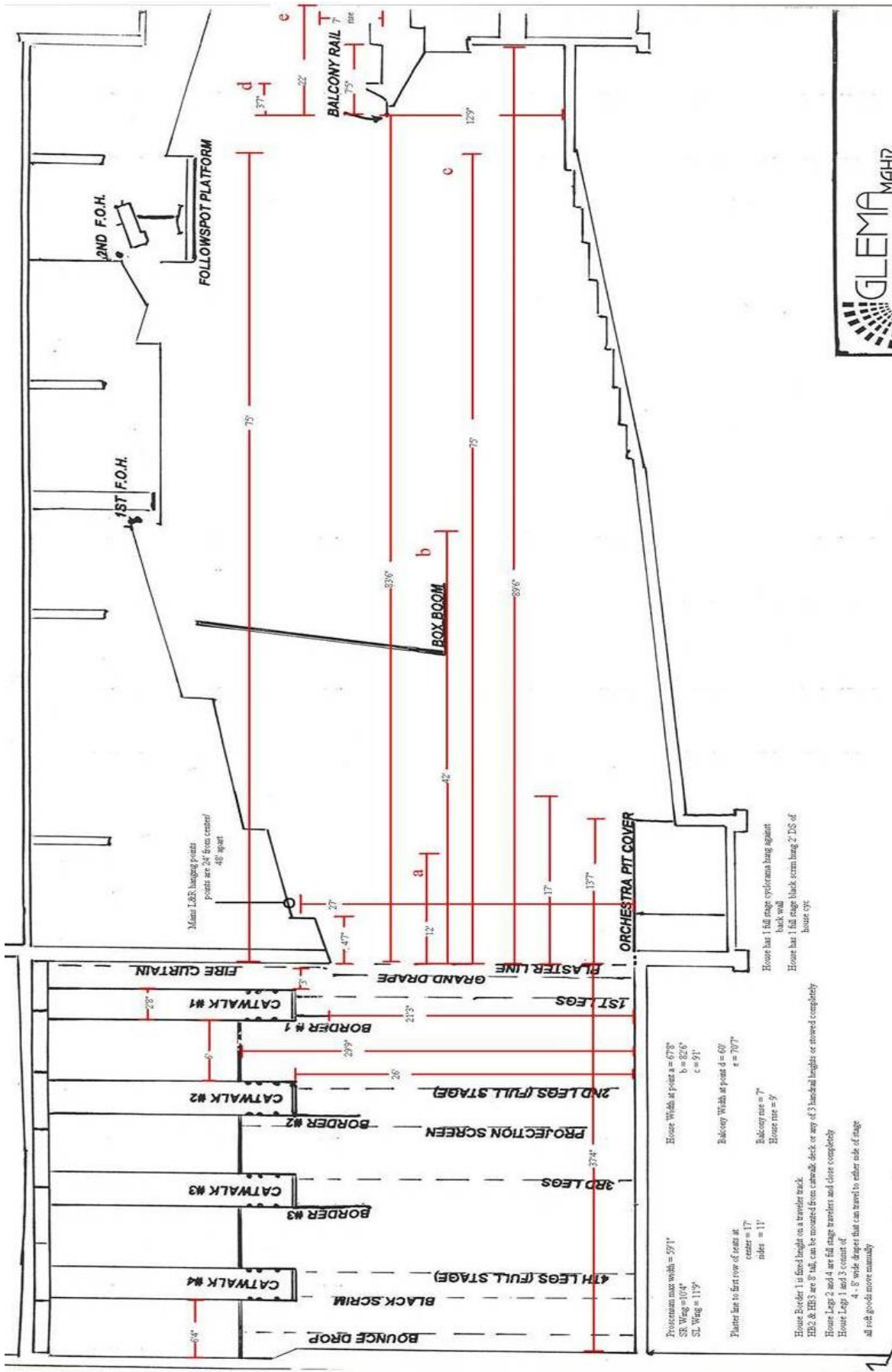


**CHAIR SUMMARY**

50,12,56,4  
FLOOR MOUNT

- 30" CHAIRS - 313
- 21" CHAIRS - 488
- 22" CHAIRS - 81
- 23" CHAIRS - 49
- 24" CHAIRS - 26

TOTAL - 922



Drawing not to scale

Drawn by: *Brendley K. Deenwald* 4/21/95

Procession case width = 59"  
 SE Wdg = 104"  
 SL Wdg = 119"

Plaster line to first row of seats at  
 center = 17'  
 sides = 11'

House Width at poles a = 67'  
 b = 82'  
 c = 91'

Boxway Width at poles d = 60'  
 e = 70'

Boxway rise = 7'  
 House rise = 9'

House Easder 1 is fixed height on a transfer track.  
 HB2 & HB3 are 8' tall, can be mounted from catwalk deck on any of 3 horizontal heights or stowed completely.  
 House Legs 2 and 4 are full stage transfers and close completely.  
 House Legs 1 and 3 consist of:  
 4 - 8' wide draper that can travel to either side of stage.  
 all rest good more manually

House has 1 full stage cyclorama hung against back wall.  
 House has 1 full stage black scrim hung 2' IS of house eye.

**Rigging Points from Ceiling**

